

2019 LAWRENCE ACADEMY LAWRENCIAN YEARBOOK SENIOR TRIBUTE PAGES



DEADLINE: OCT 31, 2018!

See next page of this PDF for help to build your own funky, cool page!!! Super easy!

Express pride, love, and congratulations to the soon-to-be LA graduate in your life with a personal ad in the 2019 yearbook. Select the desired size and personalize the ad with your own message and photo(s). Instructions for submitting ad materials and payment are provided below. Note that we print a full-color yearbook, though we do offer black & white ad options.

Student's name: _____

Name of person placing ad: _____

Phone: _____ E-mail: _____

Ad Information

Check the box by the ad you would like to purchase:

Full Page:	<input type="checkbox"/> Color - \$480	<input type="checkbox"/> Black & White - \$360
1/2 Page:	<input type="checkbox"/> Color - \$320	<input type="checkbox"/> Black & White - \$215
1/4 Page:	<input type="checkbox"/> Color - \$190	<input type="checkbox"/> Black & White - \$135

Enclosures & Deadline:

- _____ Check for \$_____.
- _____ CD with digital photos and message
- _____ Hard-copy photos (labeled) and message

Make checks payable to: Lawrence Academy

Mail all materials by October 31, 2018, to:
Lawrence Academy
Attn: Yearbook
PO Box 992
Powderhouse Road
Groton, MA 01450

- Your ad photos and text can be submitted on CD, flashdrive or hard copy via mail. **You can also email content to lmcgowan@lacademy.edu.**

- Note: Parents do not have editorial control over their ad. In good faith, parents accept that our board does the best possible job with each ad.

- See the next page of this PDF for help to build your own cool page. We've provided instructions to an easy website to help! Most parents prefer to create their own ad using this website; that way you have full control over your ad and you can make it as funky as you want! If you use this site, please just download the high resolution file (which costs \$2.99) and attach it to an email for us! Send this file to: **lmcgowan@lacademy.edu**


wish you knew how to **MAKE YOUR OWN AD?** give this a try!

We discovered a great collage-making website called postermywall.com that allows you to build high resolution collage pages filled with as many pictures as you wish. For \$2.99 you can download a high-res version of your design and simply send it to us! You can go to this website and build your design for free; you only buy it if you like it! Give yourself a few minutes to play around with the dragging of photos and the manipulation of text, and you'll be amazed at what you can do. And once you've built the ad that you like, simply pay for the \$2.99 version of it and give that to us! Let us walk you through getting started - and then you can play to your heart's content!

- 1 Go to www.postermywall.com & click on "Create A Design" on the homescreen.



- 2 Choose the option to begin with a "Blank Canvas" template.



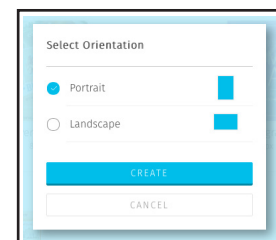
- 3 Decide what size you would like your ad to be and select the appropriate design type.

Full Page - Select FLYER
Half Page - Select POSTER
Quarter Page - Select FLYER

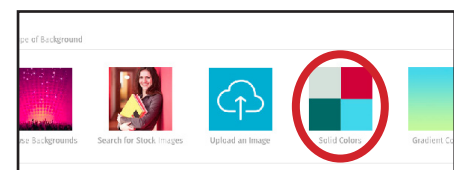


- 4 This step is CRITICAL. Indicate whether your space needs to be horizontal or vertical.

Full Page - Select PORTRAIT
Half Page - Select LANDSCAPE
Quarter Page - Select PORTRAIT



- 5 After you have chosen the orientation of your ad, choose the background color by selecting "Solid Colors". Pick your color and hit "Apply". No need to stress about this color now, you can always change it while you are designing your ad.



- 6 Now you're ready to create. Click on "Photo" or "Text" to add items to your page. You can also choose the "Background" button to change the background color of your ad. Get playing and have fun!

- 7 You'll see a button after you pay \$2.99 that says "Download JPG File". Please download this high-res file and email it to us at Imcgowan@academy.edu. Please don't "share" a link - we can't access that. Download and email the file to us!

